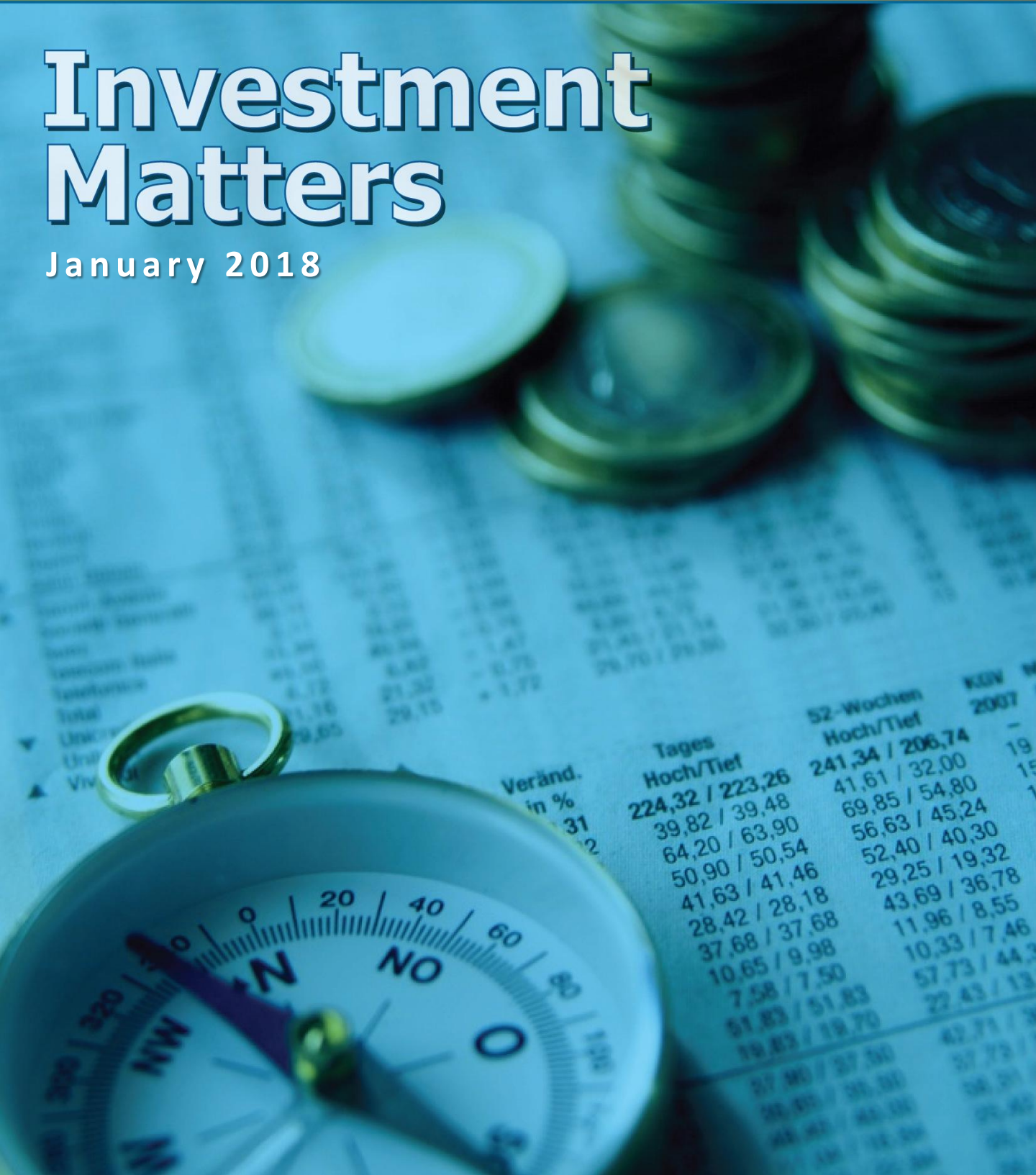


# Investment Matters

January 2018



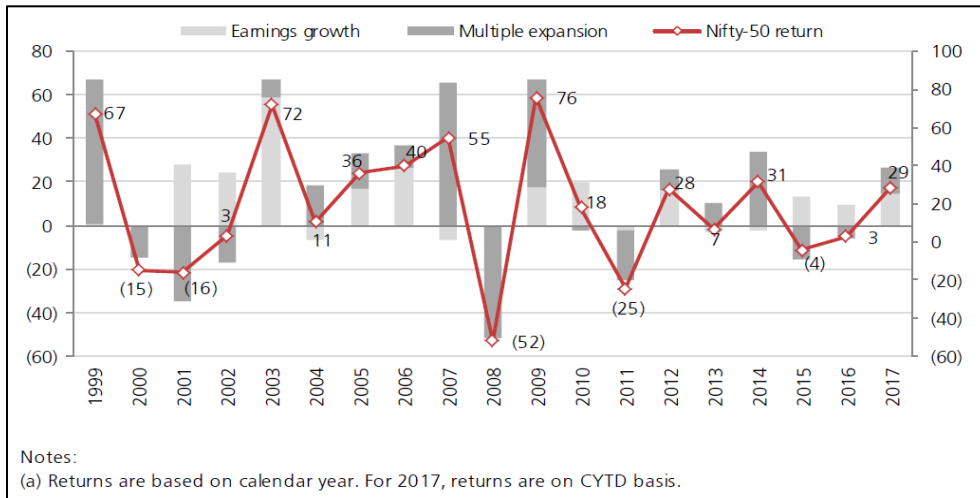
Veränd. in %	Tages Hoch/Tief	52-Wochen Hoch/Tief	KGV 2007
31	224,32 / 223,26	241,34 / 206,74	-
-2	39,82 / 39,48	41,61 / 32,00	19
	64,20 / 63,90	69,85 / 54,80	15
	50,90 / 50,54	56,63 / 45,24	1
	41,63 / 41,46	52,40 / 40,30	
	28,42 / 28,18	29,25 / 19,32	
	37,68 / 37,68	43,69 / 36,78	
	10,65 / 9,98	11,96 / 8,55	
	7,58 / 7,50	10,33 / 7,46	
	51,83 / 51,83	57,73 / 44,3	
	19,83 / 19,70	22,43 / 13	
	37,90 / 37,50	42,71 / 3	
	38,40 / 38,30	37,79 /	
	48,40 / 48,30	58,21	
	18 / 18,30	25,40	
	25,30	25,70	

## EQUITY OUTLOOK

At the outset, we wish you all a very Happy, Healthy, and Successful 2018.

2017 was a stellar year for equity markets with Dollar S&P BSE 500 rising by 44.72%. The markets have risen stupendously since the demonetization lows and to use a much clichéd term ‘markets climbed the wall of worries’. However, this was a global phenomenon with 2017 witnessing one of the smoothest bull markets across the globe accompanied by record low volatility.

This has put a spotlight on how expensive the markets are. However, if we were to look at a 3 year period, in USD terms, the absolute return was 39.5% translating to a moderate CAGR of 13.15%. For the Nifty, respective returns were even lower at 29.5% and CAGR of 9.6% during the same period.



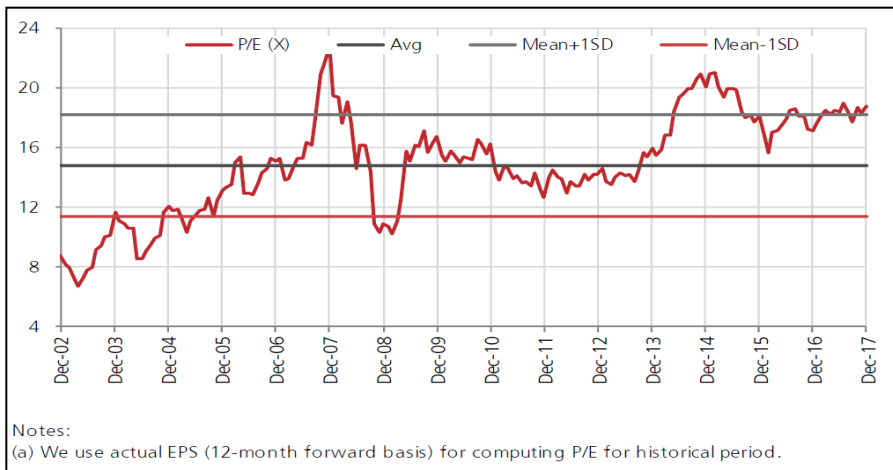
Source – Kotak

As we can see from the chart above, returns, in periods subsequent to the years where most of the returns were driven by multiples expansion, have been muted. The table explains the same in detail.

Year of Multiple expansion	Absolute Return %	Subsequent period	Absolute Return %	Return CAGR in subsequent period %
1999	67	2000-2002	-13.5	-5.2
2007	55	2008	-51.3	-50.3
2009	76	2010-2011	-10.7	-4.2
2014	31	2015-2016	-4.1	-2.8

## EQUITY OUTLOOK

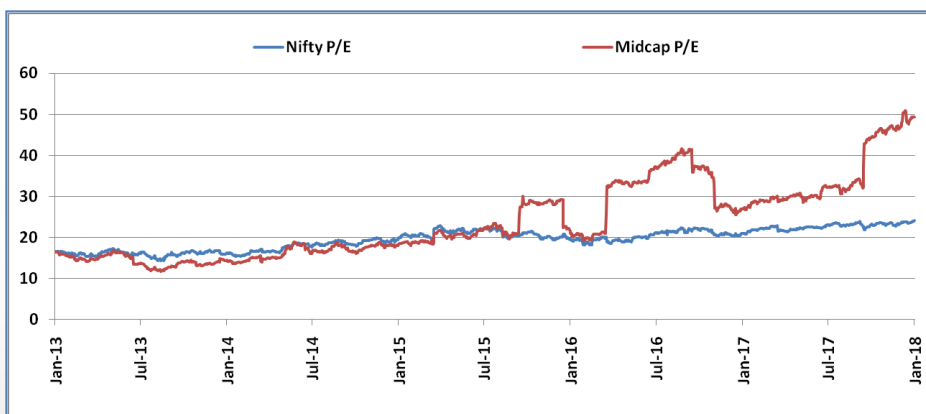
Indian markets have been trading at a one year forward P/E multiple of around 18 for more than 3 years now indicating that markets have been waiting for earnings growth recovery.



Source – Kotak

Hence, the strong returns of CY2017 were not entirely a result of P/E expansion (12% returns of the total 29% return on Nifty in 2017 can be explained by multiples expansion while the remaining 17% return is actually due to earnings growth). Hence, the biggest driver for returns from here on will be determined by earnings growth. Considering that the economy and corporate are recovering from the effects of demonetization and GST, this could well be the case in second half of FY2018 and FY2019-20.

While the overall markets are not expensive if earnings growth follows through, what is of concern is the unsustainable premium of small and midcap stocks relative to large caps.



As we enter 2018, we are entering a phase of shift from supportive macro to supportive micro and from P/E multiples expansion phase to an earnings growth phase for the market. Rising inflation and rising global yields coupled with several domestic state elections could drive volatility higher. However, the most critical factor to drive the market would be future earnings growth and the rest would be simply noise.

In the last 3 years, central government was focused more on bringing the fiscal deficit and inflation under control and carrying out several structural reforms. This adversely affected sections of the population, especially the rural areas and the unorganized business segment which was reflected in the lower than expected margin of victory in the Gujarat state elections for the BJP. Hence, there is expectation that the upcoming budget would be focused on agriculture and rural activities. There is fear amongst the market participants that the government would turn populist before the 2019 elections reflected in higher deficits which has caused bond yields to spike by 100 bps in last 6 months.

Earnings growth remained subdued for last 4 years due to a host of reasons such as highly leveraged corporate balance sheets, low capacity utilization, low private capex, and structural reforms which hurt the cash economy and the unorganized segment. A combination of these factors delayed the inevitable cyclical recovery. Government will be mindful of the impending elections and the insights gained from the recent election results. This is already partly reflected in the form of front loaded capex for FY2018 and increased incentives for the rural areas such as increased MSP prices, more allocation towards various rural schemes, road construction, affordable housing, etc. These initiatives are expected to lead the recovery and potentially have a cascading effect across other sectors. Thus, earnings growth is expected to pick up especially driven by revival in rural consumption and more by structural benefits from GST reforms post FY2019.

**Hiren Ved**

**Chief Investment Officer  
Alchemy Capital Management Pvt. Ltd**

## DISCLAIMER

### **General Risk factors**

All investment products attract various kinds of risks. Please read the relevant Disclosure Document/ Investment Agreement carefully before investing.

### **General Disclaimers**

The information and opinions contained in this report/ presentation have been obtained from sources believed to be reliable, but no representation or warranty, express or implied, is made that such information is accurate or complete.

Information and opinions contained in the report/ presentation are disseminated for the information of authorized recipients only, and are not to be relied upon as advisory or authoritative or taken in substitution for the exercise of due diligence and judgement by any recipient.

The information and opinions are not, and should not be construed as, an offer or solicitation to buy or sell any securities or make any investments.

Nothing contained herein, including past performance, shall constitute any representation or warranty as to future performance.

The services related to Mutual funds, Insurance, Real Estate, Art, Commodity etc. may merely be a referral / advisory services in nature. Such third party investment products or services do attract the general and specific risk factors unique to those respective products or services, which would be mentioned by the manufactures of those products in the respective product documentation. The prospective investors in such third party products are advised to read and understand those risk factors & disclaimers, in addition to what has been stated herein. Alchemy Capital Management Pvt. Ltd., its Group or affiliates have not verified and do not take any responsibility for any statements, numbers or claims made, omitted to be made or implied in any documentation, presentations etc. which have been created by the manufacturers of such third party products or services.

The client is solely responsible for consulting his/her/its own independent advisors as to the legal, tax, accounting and related matters concerning investments and nothing in this document or in any communication shall constitutes such advice.

The client is expected to understand the risk factors associated with investment & act on the information solely on his/her/its own risk. As a condition for providing this information, the client agrees that Alchemy Capital Management Pvt. Ltd., its Group or affiliates makes no representation and shall have no liability in any way arising to them or any other entity for any loss or damage, direct or indirect, arising from the use of this information.

This document and its contents are proprietary information of Alchemy Capital Management Pvt. Ltd and may not be reproduced or otherwise disseminated in whole or in part without the written consent.